

/// ARTDESHINE

NANO GRAPHENE COATING +

THE ORIGINAL AUTOMOTIVE GRAPHENE COATING


The ultimate coating solution to fighting water-spots. First in the industry and the first choice of professionals. Artdeshine's NGC+ takes advantage of the beneficial properties of Graphene Carbon Nanotube technology and the functionality of advanced polymer materials to provide unparalleled performance. Experience the very best and be a cut above the rest.

**GRAPHENE CARBON NANOTUBE ENHANCED
FIRST IN AUTOMOTIVE SURFACE PROTECTION
WATER SPOTS REDUCTION
CO-DEVELOPED WITH EDUCATIONAL INSTITUTION**



Available sizes: 50ml, 100ml, 500ml, 1L


Scan or press QR
for full product catalogue




Why Choose Artdeshine?
Scan or press QR to find
out why!




CAPABILITIES


 ULTIMATE ETCHING/
SPOTTING REDUCTION


 CORROSION RESISTANT

 CHEMICAL RESISTANT

 SLOWER UV DEGRADATION
(HYDROPHOBIC PROPERTY)

 ENHANCED COATING
STRENGTH

 ENHANCED DURABILITY

 7 YEARS (400 WASHES)
MAXIMUM DURABILITY

 SPREAD EASY

 ALL SURFACE USE

 PPF/WRAP COMPATIBLE

Our proprietary polymer formula and the use of Carbon Nanotubes (CNT) additives allows us to achieve improved anti-static dirt repelling properties, water-repellency, hardness and corrosion resistance. This combination of capabilities leads to significantly less observable water-spots. The CNT also aids in prolonging the coating's hydrophobic properties which can be degraded over time by UV exposure.


With a best-in-class ultra repellent capability enhanced using CNT, the coating can repel dirt, water and substances effectively. This keeps the treated surface cleaner for a longer period, reducing the frequency of cleaning or washing. With less contaminants having a chance to etch into the surface, this helps to reduce chances of water-spots and stains.


The harder and tougher coating made possible by the CNT strengthening the polymer structure can take harsher cleaning or washing methods that can otherwise cause premature failure.


We believe that the user experience is as important as the performance a coating provides. With an easy installation process and fuss-free application, we save you time, effort and money.


A smooth surface reduces friction, thus lowering the amount of force created by abrasive actions that can otherwise cause fine-lines and scratches. This results in significantly less damage during washing and drying.

 RAPID WATER DISPERSION

 ULTRA HYDROPHOBIC

 EASY CLEANING

 STAYS CLEANER LONGER


 SELF-CLEANING PROPERTIES

 ANTI-FOULING

 GRAFFITI RESISTANT

 ABRASION RESISTANT

 LOW SURFACE FRICTION

 SLICK & SMOOTH

FINISHING

BRIGHT GLOSS

REFLECTIVE SHINE

VIBRANT COLORS

DARKENS MATTE SURFACES

ENHANCES MATTE SHINE

NANO GRAPHENE COATING +

ARTDESHINE

TECHNICAL INFORMATION

Nano Graphene Coating +

Technical Specifications

Contains ingredients (General terms): polydimethylsiloxane, bis[3-(triethoxysilyl)propyl]amine, naphtha petroleum, isopropanol, carbon nanotubes, sodium dodecylbenzenesulfonate

Solubility with water (in bottle): Not miscible

Appearance and odour (in bottle): Black viscous solution, slight odour

Capabilities listed are maximum approximates and based on a single coat application on automotive clear coat that has been cleaned, decontaminated, polished and appropriately prepared. More information for preferred after-care to maximise durability available.

Bonding durability (normal conditions): 7 Years

- 400 washes pH neutral
- Climate range -20°C to + 35°C

Bonding durability (extreme conditions): 7 Years

- 200 washes pH >13
- Climate range -40°C to + 40°C

Hydrophobic properties durability (normal conditions): 5 Years

- 350 washes pH neutral
- 180 washes pH >13

Average coating thickness (2-3 ml/m² with 10 minutes dwell time): 2.0 – 3.0 µm (micrometre/micron)

Hardness (SHORE A Scale): 57

Dirt Pickup Resistance (ASTM-D3719): 48.2ΔL

Surface suitability: Gloss clear coats on automotive body, gloss or matte

vinyl wraps, paint protection film (PPF) wraps, acrylic parts, gloss/matte plastic trims and fittings

(Installing on glass windows and windshield will present application difficulties due to viscous state of product, may cause irregular wiper movement, durability not tested)
(Product does not bond well to certain non-clear coated metallic surfaces)

Chemical resistance: pH2 – pH14

Thermal threshold on treated surface (onset of degradation): 300°C

Liquid substance repellence of treated surface:

- Distilled water droplet average contact angle –110-120°
- Vegetable oil droplet average contact angle –80-90°

Average Water Sliding Angle on coated clear coat surface: 23.3°

Hologram (swirls) reduction during application:

- Micro-mesh >6000
- FEPA sandpaper grade >P4000

Consumption rate: 2-3 ml/m² or 20-30ml per mid-sized sedan

Curing time (recommended):

2 hours (tropical/humid) / 12 hours (temperate/dry) or 0.5 hour
Infrared assisted

- Surface dry (unaffected contact with water/rain)

4 days (tropical/humid) / 7 days (temperate/dry) with or without
infrared assisted curing

- Unaffected contact with cleaning solutions
- Unaffected contact with contaminants (tree-sap/bird droppings etc.)
- Exposure to harsh environmental conditions

(Exposure before curing may result in diminished bonding, early deterioration of coating, occurrences of water-spotting, etching or corrosion)

NANO GRAPHENE COATING +

 ARTDESHINE

TECHNICAL INFORMATION

Appearance after curing: Optically transparent, visibly increased reflectivity

Solvent incompatibility:

N-Methylpyrrolidone (NMP), Tetrahydrofuran (THF), Chloroform, Ether. (the use of products containing these solvents during application causes swelling/gelation)

Products containing solvents such as acetone, 1-propanol, methanol, water, 2-propanol (IPA) in small amounts can be used with no significant impact.

(Contact Artdeshine to find out about product compatibility.)

Application

Before application of product, ensure surface is stripped of all existing products (waxes, sealants and spray detailers etc.).

Working area should

- Minimise levels of dust, moisture, heat and environment contaminants for maximum bonding effectiveness.
- Have sufficient lighting for better visibility of both top facing surfaces and side facing surfaces. Combination of warm (<3000K) and cool lighting (>4000K) will help with a proper installation.
- Have appropriate ventilation systems to avoid inhaling of vapours/gas
- No open flames, lighted cigarettes, running ovens or heating devices (blow torches, heat guns etc.)

Do not apply product under direct sunlight or a heated surface. Under direct sunlight or a heated surface.

— Optimal surface temperature < 25°C.

— Optimal ambient temperatures < 32°C

If natural sedimentation occurs, shake the bottle well to evenly disperse the product and wait 1 minute before unscrewing cap slowly to release gas build-up

1. Make all necessary preparation like compounding, polishing, claying, decontamination, washing and cleaning before application process.
2. Utilise panel wipes, isopropyl alcohol (IPA), silicone removers to remove oil, fillers and polishing compounds. (e.g. Artdeshine Prep)
3. Drip 3ml (6ml if priming applicator) drops of product by dragging tip of bottle in a straight line to and fro on black applicator pad provided (any suede, microfiber applicator block or pads are suitable).
4. Apply onto surface no larger than 1.0m x 1.0m in circular motion and cross-hatch motion for even coverage.
5. Applied product should look like spreading liquid glue, not dripping wet.
6. Product will turn slightly cloudy after 15-20 seconds, wait at least 5 minutes up to a maximum of 15 minutes or less depending on ambient temperatures.
7. Starting from the edges of applied area, wipe off excess with a clean and dry microfiber (MF) towel. (grabby feeling MF towel is normal for this step)
8. Using another clean and dry MF towel, buff off all residue, hazing, high-spots and smears in circular motion.
9. Check for any remaining high-spots, smearing, uneven colour tones and streaking.
10. Ensure surface is clear and surface feels slick. (smoothness can be felt when buffing with MF towel)

TECHNICAL INFORMATION

11. Repeat step all steps for adjacent areas. Take extra care at edges where applied and un-applied surfaces meet. Always apply and buff over the edges to ensure smooth joining.

Multiple coats is not necessary and can be a wastage of product. A maximum of 2 coats will be more than sufficient and to cover any missed out areas and enhance coating mechanical strength.

To apply multiple coats, allow 2 hours (tropical/humid) or 12 hours (temperate/dry) in between coats.

Do not apply other coating, sealant, wax and spray detailer products immediately before and after application as this will affect the performance and bonding.

Any issues should be resolved using above methods in the first 15 minutes after application as the coating will not have started curing.

Last resort removal 1 hour after application can be done with Artdeshine Prep or any panel wipes and IPA.

After 24 hours, any issues will have to be resolved by removal of the coating and re-applying. This can be done with a polishing machine using fine pads and compounds.

Recommended After-Care (Before Full Curing)

Before 0.5 hour (infrared assisted) or 2 hours:

- Do not allow surface to be exposed to rain or water.
- Do not allow surface to come into contact with harsh substances (bird droppings, plant sap, bug splatter, cleaners, shampoos etc.).

- If contact occurs, gently clean with damp MF towel or soft napkin using fresh water. Wipe dry with another dry MF towel or soft napkin.

Before 7 days with or without infrared assisted curing:

- Do not allow surface to come into contact with harsh substances (bird droppings, plant sap, bug splatter, cleaners, shampoos etc.).
- If contact occurs, wipe gently with damp MF towel or soft napkin using fresh water.
- If substance has dried, place slightly wet MF towel or wet napkin to soften before wiping off gently.
- Exposure to rainwater will not affect curing process.
- However, ensure that rainwater is not on the surface for prolonged periods by drying with MF towel when weather permits.
- Any harsh substances or rainwater on surface exposed to sunlight and heat may cause stains, marks and spotting on uncured coating.
- Cleaning can be done with a damp MF towel using fresh water. Wipe and dry gently.
- Cleaning can also be done with Artdeshine GrapheneSeal and Bio Nano in higher dilution (1:19) with fresh water.

Recommended After-Care (After Full Curing)

Every 1-2 weeks:

- Washing should be done with pH neutral or paint compatible shampoo. (e.g. Artdeshine AlkClean or CitrusClean)

Every 1-2 months (user preference):

- Washing can be done with Alkali shampoo (e.g. Artdeshine AlkClean) no more than pH 12 for deeper cleansing and removal of oils/traffic film. Oil trapped in the pores or on the surface will affect the water repellence performance.

Every 2-4 months:

- Application of ceramic spray sealants. (e.g. Artdeshine Bio Nano or GrapheneSeal)

Every 4-6 months:

TECHNICAL INFORMATION

Every 4-6 months:

- Removal of embedded contaminants using fine grade clay bars or cloth. This is important in keeping the surface smooth and slick. A rough surface will affect the water repellence performance.
- Application of ceramic spray sealants. (e.g. Artdeshine Bio Nano or GrapheneSeal) for slickness, gloss and water repellent properties.
- Application of Artdeshine BX+Coating for better water repellent effect and self-cleaning properties.

Every 1 or 2 years:

- Application of Artdeshine BX+ Coating if initial water repellent effect or slickness has deteriorated.

Do not apply any other coating, wax or sealant products as additional or top coats unless recommended by Artdeshine as it may affect or alter the coating's performance. Water soluble products like spray sealants are milder and more suitable. More information on product compatibility or other Artdeshine products for after-care is available through your distributors or contact Artdeshine directly for more information

Storage and Warning

This serves as basic and commonly needed information for safe handling and use of products. Material Safety Data Sheet available upon request for more specific information.

Shelf-life:

- 2 years unopened
- 6 months after unscrewing cap

Storage environment:

- < 30°C ambient temperature or gelation may occur.
- Keep containers securely sealed.
- Store in a cool, dry, well-ventilated area.
- Segregate from alcohol, water.
- No smoking, naked lights, heat or ignition sources.
- Do NOT store near acids, or oxidising agents.

Sedimentation:

- May occur if stored still for more than 1 month
- Shake well until product is evenly dispersed or before use
- Always uncap carefully to release gas build-up after shaking bottle

DANGER.

Hazard Statements:

H302: Harmful if swallowed.

H304: May be fatal if swallowed and enters airways.

H314: Causes severe skin burns and eye damage.



Precautionary Statements

P260: Do not breathe mist/vapours/spray.

P264: Wash all exposed external body areas after handling.

P280: Wear protective gloves, protective clothing, eye protection and face protection.

P301+P310+P330+P331: IF SWALLOWED: Immediately call a POISON CENTER/doctor/first-aider. Rinse mouth, do NOT induce vomiting. If more than 15 mins from Doctor, INDUCE VOMITING (if conscious).

P303+P361+P353: IF ON SKIN (or hair): Remove contaminated clothing. Rinse skin with water.

P405: Store locked up.

P501: Dispose of containers/content to authorised hazardous or special waste collection points in accordance with local regulations.

This installer guide might have been updated since printing, visit <https://artdeshine.co/support/> for the latest installer guides and instructions.

NANO GRAPHENE COATING +

ARTDESHINE